

## MS ZAANDAM

### DECK PLANS & STATEROOMS

The deck plans are color-coded by category of stateroom, and the category letter precedes the stateroom number in each room. All staterooms are equipped with DVD player, flat-panel television, telephone and multichannel music.

**Important Note:** Not all staterooms within each category have the same furniture configuration and/or facilities. Appropriate symbols within the rooms on the deck plans describe differences from the stateroom descriptions below.

All information is subject to change.

### STATEROOM SYMBOL LEGEND

- \* Shower only
- Bathtub & shower
- ▲ 2 lower beds or converts to 1 queen-size
- Triple (2 lower beds, 1 sofa bed)
- Quad (2 lower beds, 1 sofa bed, 1 upper)
- △ Partial sea view
- ☆ 2 lower beds not convertible to a queen-size
- × Fully obstructed view
- + Connecting rooms
- ◇ These staterooms have portholes instead of windows
- ♿ Suite SA7034 is wheelchair accessible with bathtub & shower. Suites B7088, B7087, B6228 & B6225 and staterooms DA6104, EE3396, EE3391, HH3431, HH3430, EE3429, E2702, L2700, J2555, J2554, G2500, FF1964, FF1955, G1807, G1806, G1805 & G1804 are wheelchair accessible, shower only.

### OCEAN-VIEW STATEROOMS

D E EE F FF

**Large:** 2 lower beds convertible to 1 queen-size bed, bathtub & shower.  
Approximately 140–319 sq. ft.

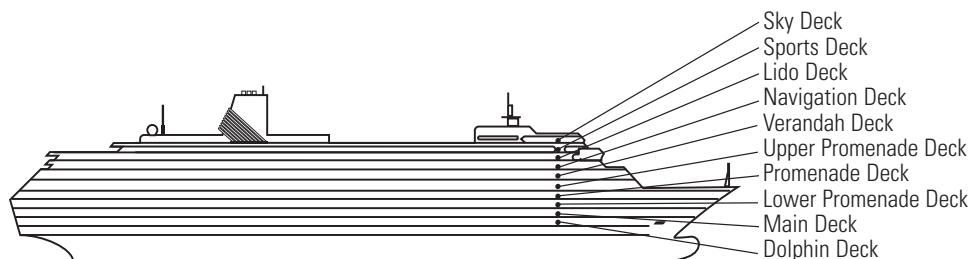
G

**Large:** 2 lower beds convertible to 1 queen-size bed, bathtub & shower. All G-category staterooms have portholes.  
Approximately 140–319 sq. ft.

### INTERIOR STATEROOMS

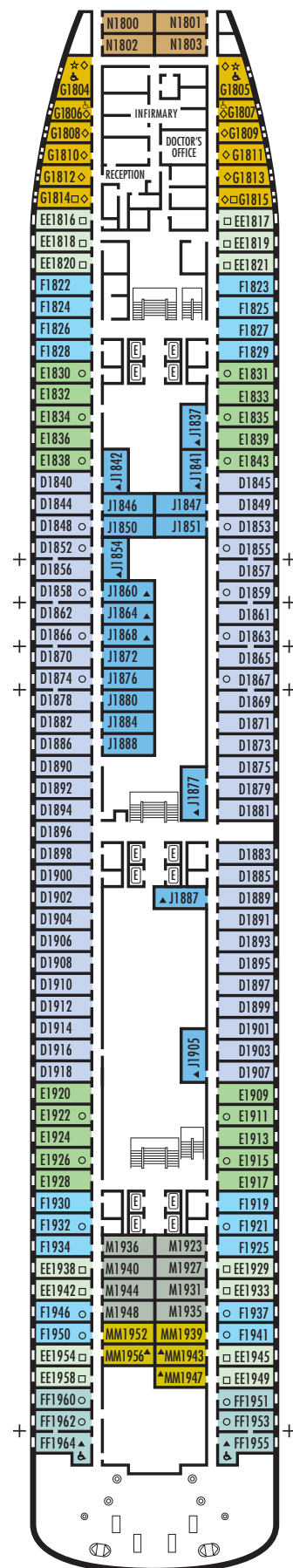
J M MM N

**Large:** 2 lower beds convertible to 1 queen-size bed, 1 sofa bed, shower.  
Approximately 182–293 sq. ft.



### DECK 1—DOLPHIN DECK

Staterooms 1800–1964



## MS ZAANDAM

### DECK PLANS & STATEROOMS

The deck plans are color-coded by category of stateroom, and the category letter precedes the stateroom number in each room. All staterooms are equipped with DVD player, flat-panel television, telephone and multichannel music.

**Important Note:** Not all staterooms within each category have the same furniture configuration and/or facilities. Appropriate symbols within the rooms on the deck plans describe differences from the stateroom descriptions below.

All information is subject to change.

### STATEROOM SYMBOL LEGEND

- \* Shower only
- Bathtub & shower
- ▲ 2 lower beds or converts to 1 queen-size
- Triple (2 lower beds, 1 sofa bed)
- Quad (2 lower beds, 1 sofa bed, 1 upper)
- △ Partial sea view
- ☆ 2 lower beds not convertible to a queen-size
- X Fully obstructed view
- + Connecting rooms
- ◇ These staterooms have portholes instead of windows
- ♿ Suite SA7034 is wheelchair accessible with bathtub & shower. Suites B7088, B7087, B6228 & B6225 and staterooms DA6104, EE3396, EE3391, HH3431, HH3430, EE3429, E2702, L2700, J2555, J2554, G2500, FF1964, FF1955, G1807, G1806, G1805 & G1804 are wheelchair accessible, shower only.

### OCEAN-VIEW STATEROOMS

**C** **DA** **DD** **E**

**Large:** 2 lower beds convertible to 1 queen-size bed, bathtub & shower.  
Approximately 140–319 sq. ft.

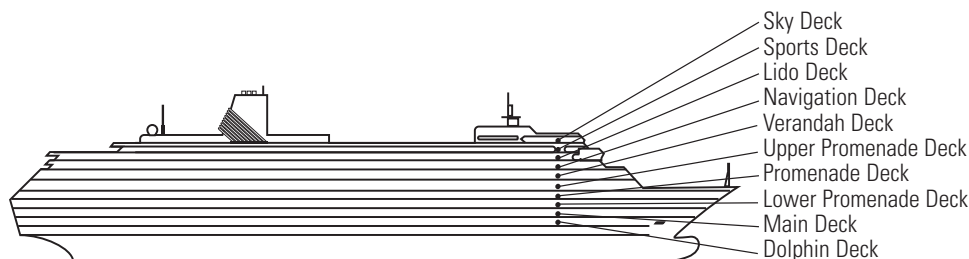
**G**

**Large:** 2 lower beds convertible to 1 queen-size bed, bathtub & shower. All G-category staterooms have portholes.  
Approximately 140–319 sq. ft.

### INTERIOR STATEROOMS

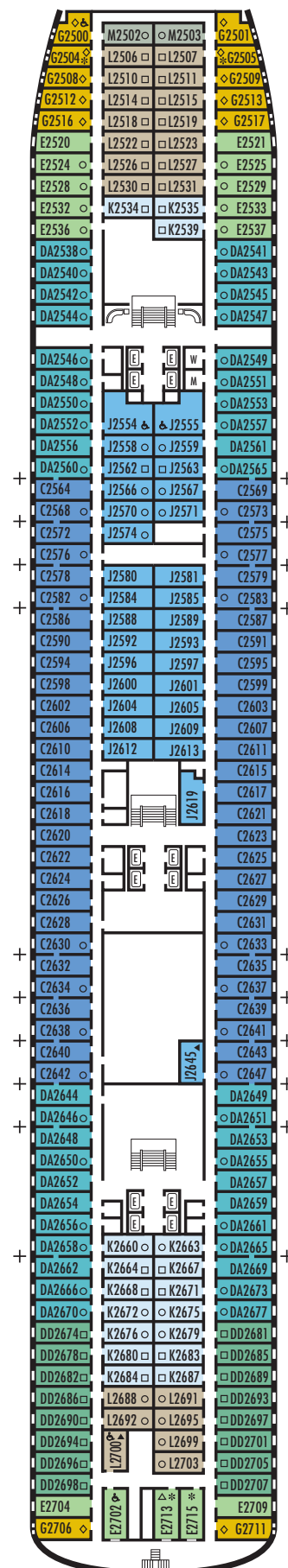
**J** **K** **L** **M**

**Large:** 2 lower beds convertible to 1 queen-size bed, shower.  
Approximately 182–293 sq. ft.



### DECK 2—MAIN DECK

Staterooms 2500–2715



## MS ZAANDAM

### DECK PLANS & STATEROOMS

The deck plans are color-coded by category of stateroom, and the category letter precedes the stateroom number in each room. All staterooms are equipped with DVD player, flat-panel television, telephone and multichannel music.

**Important Note:** Not all staterooms within each category have the same furniture configuration and/or facilities. Appropriate symbols within the rooms on the deck plans describe differences from the stateroom descriptions below.

All information is subject to change.

### STATEROOM SYMBOL LEGEND

- \* Shower only
- Bathtub & shower
- ▲ 2 lower beds or converts to 1 queen-size
- Triple (2 lower beds, 1 sofa bed)
- Quad (2 lower beds, 1 sofa bed, 1 upper)
- △ Partial sea view
- ☆ 2 lower beds not convertible to a queen-size
- × Fully obstructed view
- + Connecting rooms
- ◇ These staterooms have portholes instead of windows
- ♿ Suite SA7034 is wheelchair accessible with bathtub & shower. Suites B7088, B7087, B6228 & B6225 and staterooms DA6104, EE3396, EE3391, HH3431, HH3430, EE3429, E2702, L2700, J2555, J2554, G2500, FF1964, FF1955, G1807, G1806, G1805 & G1804 are wheelchair accessible, shower only.

### OCEAN-VIEW STATEROOMS

**D** **E** **EE**

**Large:** 2 lower beds convertible to 1 queen-size bed, bathtub & shower.  
Approximately 140–319 sq. ft.

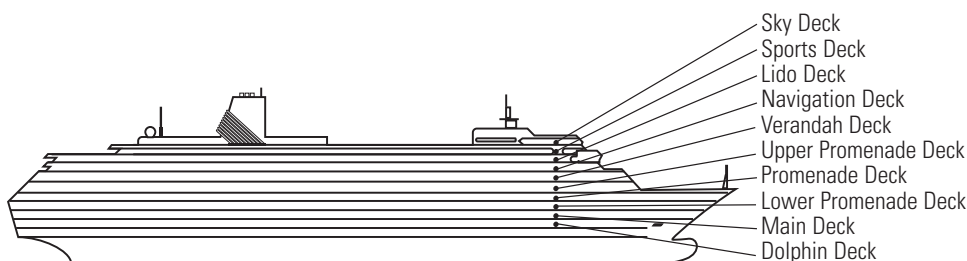
**H** **HH**

**Large:** 2 lower beds convertible to 1 queen-size bed, bathtub & shower. All H-category staterooms have partial sea views. All HH-category staterooms have fully obstructed views.  
Approximately 140–319 sq. ft.

### INTERIOR STATEROOMS

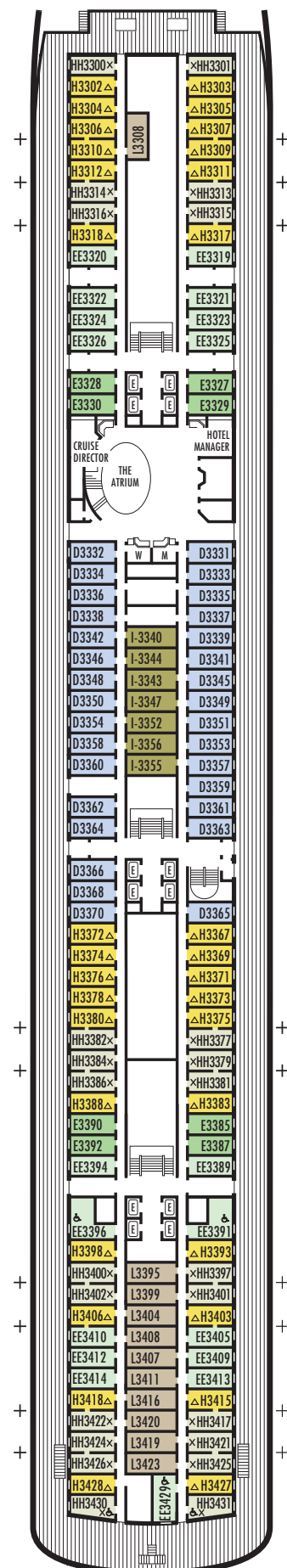
**I** **L**

**Large:** 2 lower beds convertible to 1 queen-size bed, shower.  
Approximately 182–293 sq. ft.



## DECK 3—LOWER PROMENADE DECK

Staterooms 3300–3431



## MS ZAANDAM

### DECK PLANS & STATEROOMS

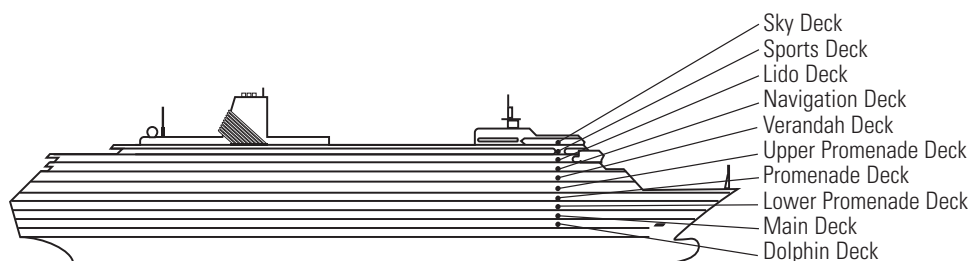
The deck plans are color-coded by category of stateroom, and the category letter precedes the stateroom number in each room. All staterooms are equipped with DVD player, flat-panel television, telephone and multichannel music.

**Important Note:** Not all staterooms within each category have the same furniture configuration and/or facilities. Appropriate symbols within the rooms on the deck plans describe differences from the stateroom descriptions below.

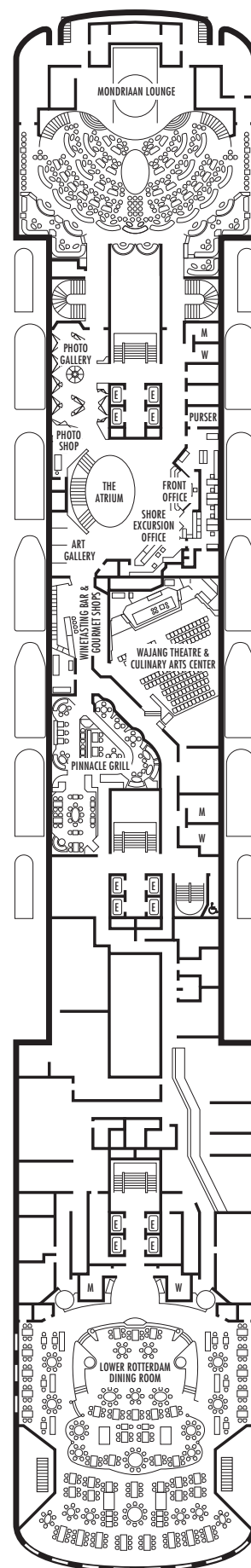
All information is subject to change.

#### STATEROOM SYMBOL LEGEND

- \* Shower only
- Bathtub & shower
- ▲ 2 lower beds or converts to 1 queen-size
- Triple (2 lower beds, 1 sofa bed)
- Quad (2 lower beds, 1 sofa bed, 1 upper)
- △ Partial sea view
- ☆ 2 lower beds not convertible to a queen-size
- × Fully obstructed view
- + Connecting rooms
- ◇ These staterooms have portholes instead of windows
- ♿ Suite SA7034 is wheelchair accessible with bathtub & shower. Suites B7088, B7087, B6228 & B6225 and staterooms DA6104, EE3396, EE3391, HH3431, HH3430, EE3429, E2702, L2700, J2555, J2554, G2500, FF1964, FF1955, G1807, G1806, G1805 & G1804 are wheelchair accessible, shower only.



### DECK 4—PROMENADE DECK



## MS ZAANDAM

### DECK PLANS & STATEROOMS

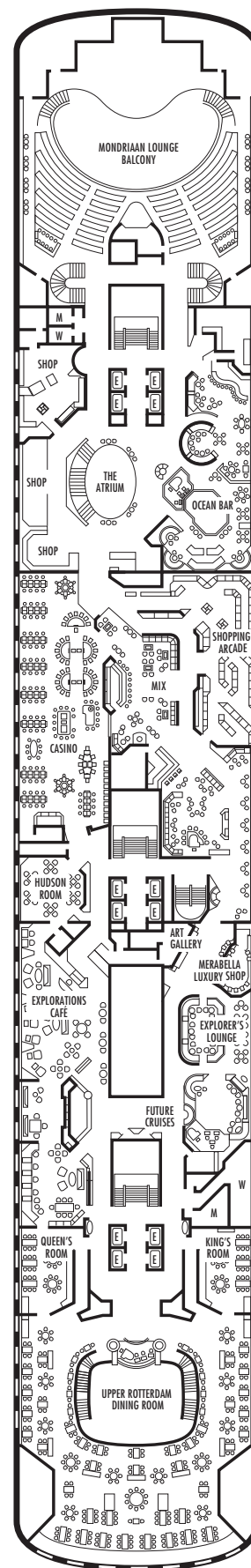
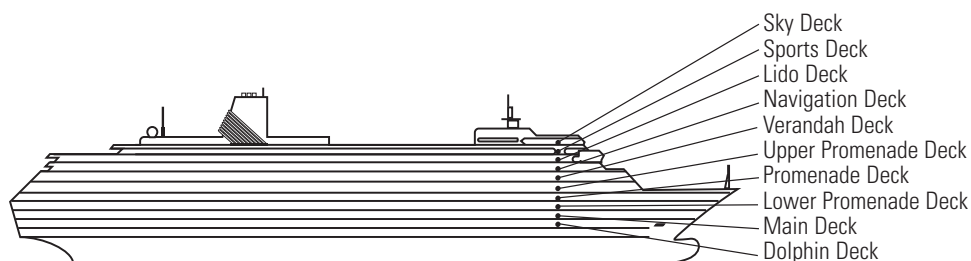
The deck plans are color-coded by category of stateroom, and the category letter precedes the stateroom number in each room. All staterooms are equipped with DVD player, flat-panel television, telephone and multichannel music.

**Important Note:** Not all staterooms within each category have the same furniture configuration and/or facilities. Appropriate symbols within the rooms on the deck plans describe differences from the stateroom descriptions below.

All information is subject to change.

### STATEROOM SYMBOL LEGEND

- \* Shower only
- Bathtub & shower
- ▲ 2 lower beds or converts to 1 queen-size
- Triple (2 lower beds, 1 sofa bed)
- Quad (2 lower beds, 1 sofa bed, 1 upper)
- △ Partial sea view
- ☆ 2 lower beds not convertible to a queen-size
- × Fully obstructed view
- + Connecting rooms
- ◇ These staterooms have portholes instead of windows
- ♿ Suite SA7034 is wheelchair accessible with bathtub & shower. Suites B7088, B7087, B6228 & B6225 and staterooms DA6104, EE3396, EE3391, HH3431, HH3430, EE3429, E2702, L2700, J2555, J2554, G2500, FF1964, FF1955, G1807, G1806, G1805 & G1804 are wheelchair accessible, shower only.



## MS ZAANDAM

### DECK PLANS & STATEROOMS

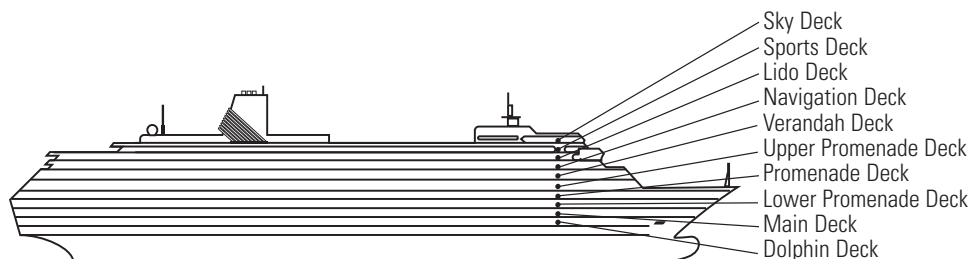
The deck plans are color-coded by category of stateroom, and the category letter precedes the stateroom number in each room. All staterooms are equipped with DVD player, flat-panel television, telephone and multichannel music.

**Important Note:** Not all staterooms within each category have the same furniture configuration and/or facilities. Appropriate symbols within the rooms on the deck plans describe differences from the stateroom descriptions below.

All information is subject to change.

### STATEROOM SYMBOL LEGEND

- \* Shower only
- Bathtub & shower
- ▲ 2 lower beds or converts to 1 queen-size
- Triple (2 lower beds, 1 sofa bed)
- Quad (2 lower beds, 1 sofa bed, 1 upper)
- △ Partial sea view
- ☆ 2 lower beds not convertible to a queen-size
- × Fully obstructed view
- + Connecting rooms
- ◇ These staterooms have portholes instead of windows
- ♿ Suite SA7034 is wheelchair accessible with bathtub & shower. Suites B7088, B7087, B6228 & B6225 and staterooms DA6104, EE3396, EE3391, HH3431, HH3430, EE3429, E2702, L2700, J2555, J2554, G2500, FF1964, FF1955, G1807, G1806, G1805 & G1804 are wheelchair accessible, shower only.



### VERANDAH SUITES

**A** **AA** **B**

**Vista Suites:** 2 lower beds convertible to 1 queen-size bed, whirlpool bath & shower, sitting area, private verandah, mini-bar, refrigerator, floor-to-ceiling windows.  
Approximately 297–379 sq. ft. including verandah.

### OCEAN-VIEW STATEROOMS

**DA**

**Large:** 2 lower beds convertible to 1 queen-size bed, bathtub & shower.  
Approximately 140–319 sq. ft.

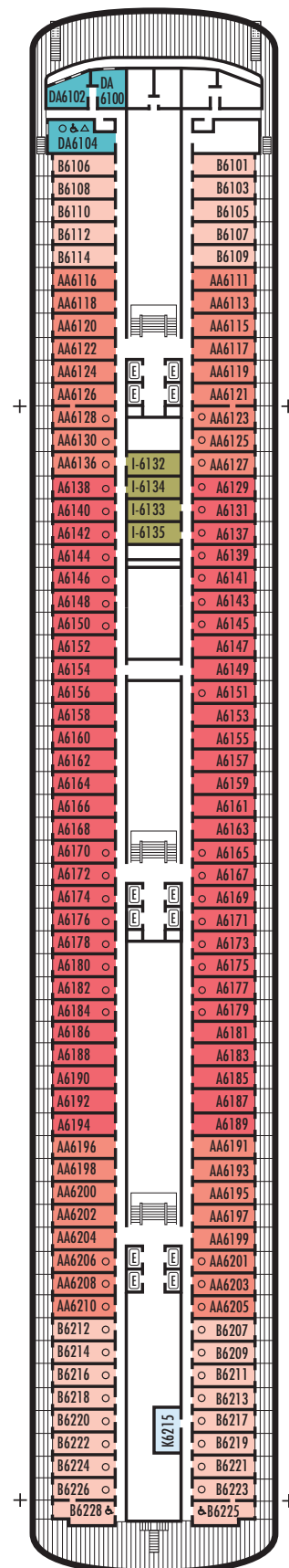
### INTERIOR STATEROOMS

**I** **K**

**Large:** 2 lower beds convertible to 1 queen-size bed, shower.  
Approximately 182–293 sq. ft.

### DECK 6—VERANDAH DECK

Staterooms 6100–6228





## MS ZAANDAM

### DECK PLANS & STATEROOMS

The deck plans are color-coded by category of stateroom, and the category letter precedes the stateroom number in each room. All staterooms are equipped with DVD player, flat-panel television, telephone and multichannel music.

**Important Note:** Not all staterooms within each category have the same furniture configuration and/or facilities. Appropriate symbols within the rooms on the deck plans describe differences from the stateroom descriptions below.

All information is subject to change.

### STATEROOM SYMBOL LEGEND

- \* Shower only
- Bathtub & shower
- ▲ 2 lower beds or converts to 1 queen-size
- Triple (2 lower beds, 1 sofa bed)
- Quad (2 lower beds, 1 sofa bed, 1 upper)
- △ Partial sea view
- ☆ 2 lower beds not convertible to a queen-size
- × Fully obstructed view
- + Connecting rooms
- ◇ These staterooms have portholes instead of windows
- ♿ Suite SA7034 is wheelchair accessible with bathtub & shower. Suites B7088, B7087, B6228 & B6225 and staterooms DA6104, EE3396, EE3391, HH3431, HH3430, EE3429, E2702, L2700, J2555, J2554, G2500, FF1964, FF1955, G1807, G1806, G1805 & G1804 are wheelchair accessible, shower only.

### VERANDAH SUITES

#### PS

**Pinnacle Suite:** Bedroom with 1 king-size bed, oversize whirlpool bath & shower, living room, dining room, dressing room, private verandah, pantry, 1 sofa bed for 2 persons, mini-bar, refrigerator, guest toilet, floor-to-ceiling windows. Approximately 1,296 sq. ft. including verandah.

#### SA SB

**Neptune Suites:** 2 lower beds convertible to 1 king-size bed, whirlpool bath & shower, large sitting area, dressing room, private verandah, 1 sofa bed for 2 persons, mini-bar, refrigerator, floor-to-ceiling windows. Approximately 558–566 sq. ft. including verandah.

#### A AA B BB BC

**Vista Suites:** 2 lower beds convertible to 1 queen-size bed, 1 sofa bed, whirlpool bath & shower, sitting area, private verandah, mini-bar, refrigerator, floor-to-ceiling windows. Approximately 297–379 sq. ft. including verandah.

### OCEAN-VIEW STATEROOMS

#### H

**Large:** 2 lower beds convertible to 1 queen-size bed, bathtub & shower. All H-category staterooms have partial sea views. Approximately 140–319 sq. ft.

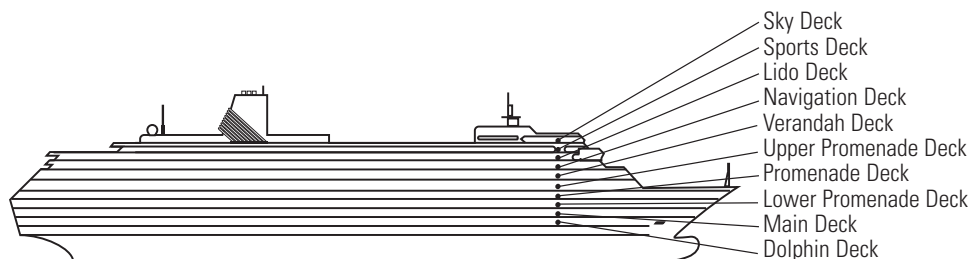
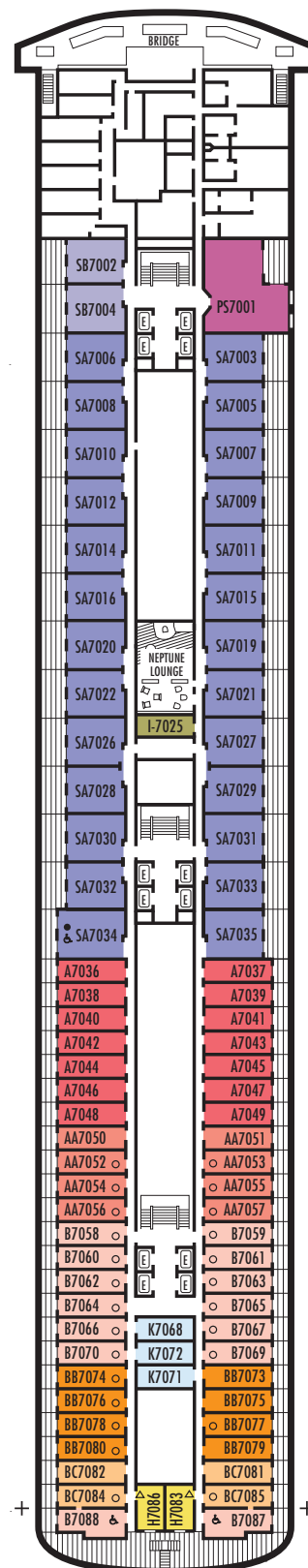
### INTERIOR STATEROOMS

#### I K

**Large:** 2 lower beds convertible to 1 queen-size bed, shower. Approximately 182–293 sq. ft.

### DECK 7—NAVIGATION DECK

Staterooms 7001–7088



## MS ZAANDAM

### DECK PLANS & STATEROOMS

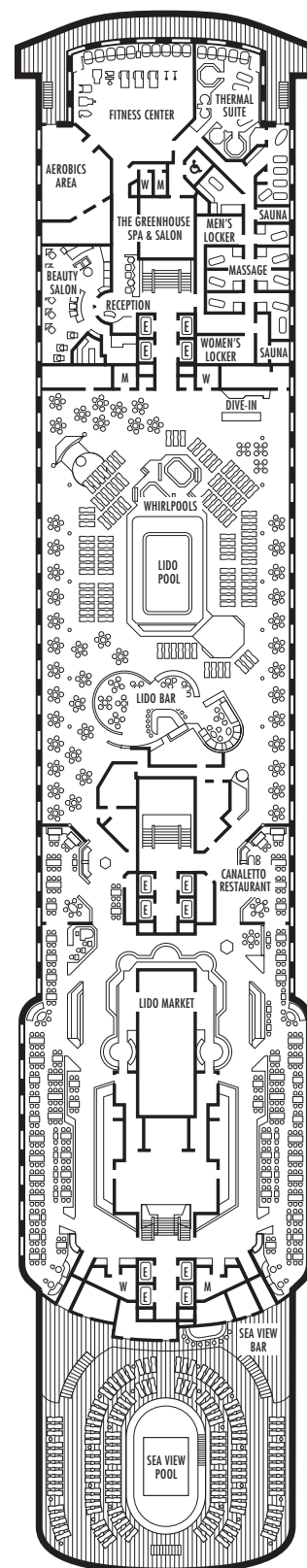
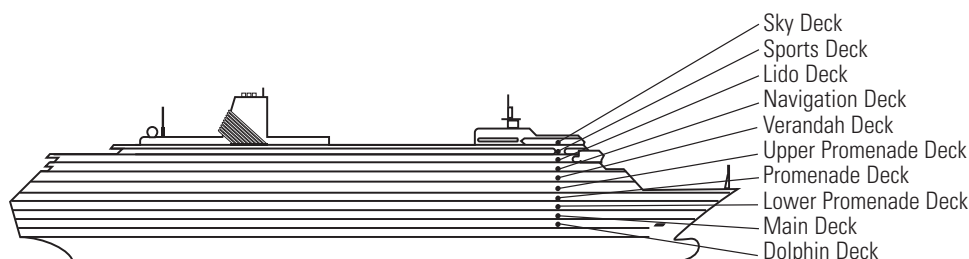
The deck plans are color-coded by category of stateroom, and the category letter precedes the stateroom number in each room. All staterooms are equipped with DVD player, flat-panel television, telephone and multichannel music.

**Important Note:** Not all staterooms within each category have the same furniture configuration and/or facilities. Appropriate symbols within the rooms on the deck plans describe differences from the stateroom descriptions below.

All information is subject to change.

#### STATEROOM SYMBOL LEGEND

- \* Shower only
- Bathtub & shower
- ▲ 2 lower beds or converts to 1 queen-size
- Triple (2 lower beds, 1 sofa bed)
- Quad (2 lower beds, 1 sofa bed, 1 upper)
- △ Partial sea view
- ☆ 2 lower beds not convertible to a queen-size
- × Fully obstructed view
- + Connecting rooms
- ◇ These staterooms have portholes instead of windows
- ♿ Suite SA7034 is wheelchair accessible with bathtub & shower. Suites B7088, B7087, B6228 & B6225 and staterooms DA6104, EE3396, EE3391, HH3431, HH3430, EE3429, E2702, L2700, J2555, J2554, G2500, FF1964, FF1955, G1807, G1806, G1805 & G1804 are wheelchair accessible, shower only.





## MS ZAANDAM

### DECK PLANS & STATEROOMS

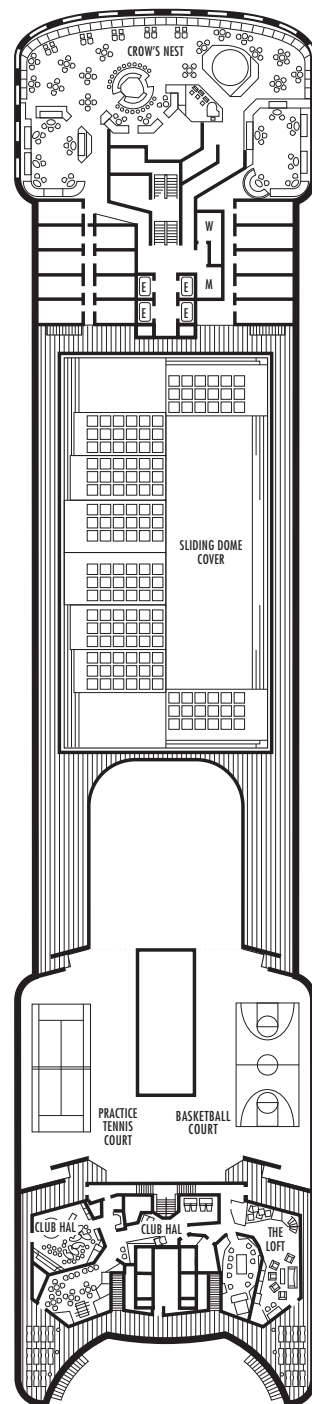
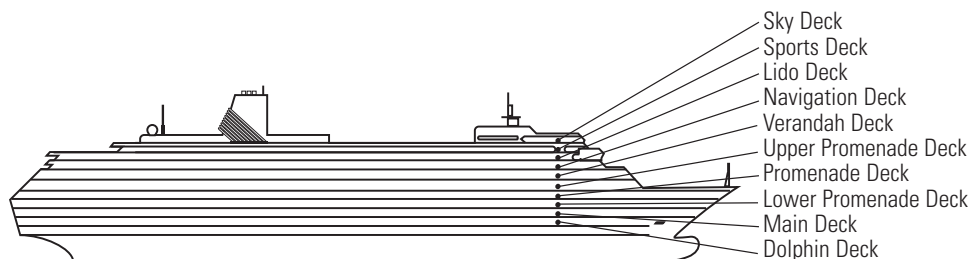
The deck plans are color-coded by category of stateroom, and the category letter precedes the stateroom number in each room. All staterooms are equipped with DVD player, flat-panel television, telephone and multichannel music.

**Important Note:** Not all staterooms within each category have the same furniture configuration and/or facilities. Appropriate symbols within the rooms on the deck plans describe differences from the stateroom descriptions below.

All information is subject to change.

#### STATEROOM SYMBOL LEGEND

- \* Shower only
- Bathtub & shower
- ▲ 2 lower beds or converts to 1 queen-size
- Triple (2 lower beds, 1 sofa bed)
- Quad (2 lower beds, 1 sofa bed, 1 upper)
- △ Partial sea view
- ☆ 2 lower beds not convertible to a queen-size
- X Fully obstructed view
- + Connecting rooms
- ◇ These staterooms have portholes instead of windows
- ♿ Suite SA7034 is wheelchair accessible with bathtub & shower. Suites B7088, B7087, B6228 & B6225 and staterooms DA6104, EE3396, EE3391, HH3431, HH3430, EE3429, E2702, L2700, J2555, J2554, G2500, FF1964, FF1955, G1807, G1806, G1805 & G1804 are wheelchair accessible, shower only.



## MS ZAANDAM

### DECK PLANS & STATEROOMS

The deck plans are color-coded by category of stateroom, and the category letter precedes the stateroom number in each room. All staterooms are equipped with DVD player, flat-panel television, telephone and multichannel music.

**Important Note:** Not all staterooms within each category have the same furniture configuration and/or facilities. Appropriate symbols within the rooms on the deck plans describe differences from the stateroom descriptions below.

All information is subject to change.

### STATEROOM SYMBOL LEGEND

- \* Shower only
- Bathtub & shower
- ▲ 2 lower beds or converts to 1 queen-size
- Triple (2 lower beds, 1 sofa bed)
- Quad (2 lower beds, 1 sofa bed, 1 upper)
- △ Partial sea view
- ☆ 2 lower beds not convertible to a queen-size
- X Fully obstructed view
- + Connecting rooms
- ◇ These staterooms have portholes instead of windows
- ♿ Suite SA7034 is wheelchair accessible with bathtub & shower. Suites B7088, B7087, B6228 & B6225 and staterooms DA6104, EE3396, EE3391, HH3431, HH3430, EE3429, E2702, L2700, J2555, J2554, G2500, FF1964, FF1955, G1807, G1806, G1805 & G1804 are wheelchair accessible, shower only.

### DECK 10—SKY DECK

