

NORWEGIAN EPIC Move into your dream surroundings


On board Norwegian Epic we've taken cruise ship accommodation into a whole new and exciting era, giving you more choice and comfort than ever. Staterooms, Suites and Villas have been transformed into never-before-seen living spaces with unique touches like curved walls in New Wave Staterooms, a private complex of luxurious Villas and Penthouses, Studios for solo travellers and more. You'll just love it.



DELUXE OWNER'S SUITES (CATEGORY S2)

Size approx. 79 m², max. occupancy 4 guests


These amazing Suites are located in the exclusive Villas Complex featuring a courtyard area with private pool and hot tubs as well as a private restaurant and bar. Deluxe Owner's Suites come with a bedroom, a luxury bathroom, a large living room with dining area and an extra-spacious sun terrace (some suites with enclosed balcony with sliding glass doors). They include a king-size bed and additional beds that accommodate two. With floor-to-ceiling windows they offer spectacular top-of-the-ship ocean views and a private butler and a concierge leave nothing to be desired.



FAMILY COURTYARD VILLAS (CATEGORY S4)

Size approx. 47 m², max. occupancy 6 guests

These Villas are located in the exclusive Villas Complex and are perfect for the family. They include two bedrooms, two bathrooms, a living room with dining area and incredible views (some suites with enclosed balcony with sliding glass doors). A private butler and a concierge ensure that no desire goes unfulfilled.



(COURTYARD) PENTHOUSES (CATEGORY S5/S6)

Size approx. 30 m², max. occupancy 2 guests

These Penthouses feature a round queen-size bed and fantastic views from the private balcony. Courtyard Penthouses (S5) are located in the exclusive Villas Complex (some suites with enclosed balcony with sliding glass doors) and Penthouses (S6) are aft-facing. Both categories include butler and concierge service and Penthouse guests also enjoy access to the Villas Complex.



SPA SUITES (CATEGORY S9)

Size approx. 30 m², max. occupancy 2 guests

These Suites are the perfect way to experience a total spa holiday. They feature a round queen-size bed, hot tub, spa decor, easy access to the adjacent Mandara Spa experience and gym, as well as complimentary use of the thermal suites, sauna, hydrotherapy pool, steam room and heated loungers during regular spa hours. Plus, they include butler and concierge service and access to the private Villas Complex.



(FAMILY/SPA) MINI SUITES (CATEGORY M2-M4, M9, MA-MD)

Size approx. 23 m², max. occupancy 4 guests

The Mini Suites feature curved walls and a unique bathroom treatment where every area is separate as well as a private balcony with an amazing view. Family Mini Suites (M2-M4) are perfect if you want to bring the kids. They include an upper bed and a sofa bed. Spa Mini Suites (M9) feature soothing spa decor and complimentary access to the adjacent Mandara Spa.



(FAMILY/SPA) BALCONY STATEROOMS (CATEGORY B1-B6, B9, BA-BF)

Size approx. 20 m², max. occupancy 4 guests

All Balcony Staterooms include floor-to-ceiling glass doors which open to a private balcony. The two lower beds convert to a queen-size bed and the sofa to an additional bed. They feature curved walls and a unique bathroom treatment where every area is separate. Family Staterooms (B2-B5) are perfect for the whole family. Most are conveniently located near the kids' area and some offer an upper bed and/or a sofa bed. There are also many connecting staterooms. Spa Balcony Staterooms (B9) feature complimentary access to the adjacent Mandara Spa.



(FAMILY) INSIDE STATEROOMS (CATEGORY I1, IA-IF)

Size approx. 12 m², max. occupancy 4 guests

These staterooms are the most inexpensive way to cruise with many of the same amenities as a Balcony Stateroom. All have two lower beds that convert to a queen-size bed and some feature pull down beds. Family Staterooms (I1) are an affordable family option and are conveniently located near our kids' area.




STUDIOS (CATEGORY T1)

Size approx. 9 m², max. occupancy 2 guests

Studios are specifically designed and priced for the solo traveller and located in a private keycard access complex complete with the exclusive Studio Lounge. They feature a full-size bed, a one-way window to the corridor, and separate areas for bathroom, sink and shower. No single supplement required.

GET A GLIMPSE OF NORWEGIAN EPIC'S ACCOMMODATION.

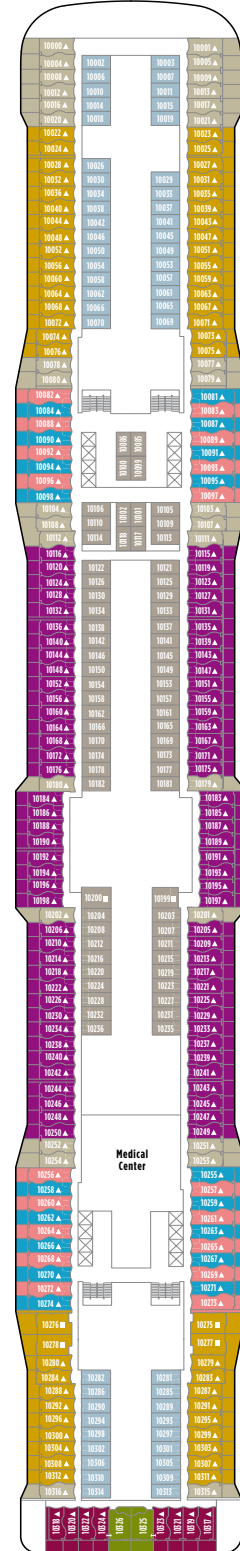
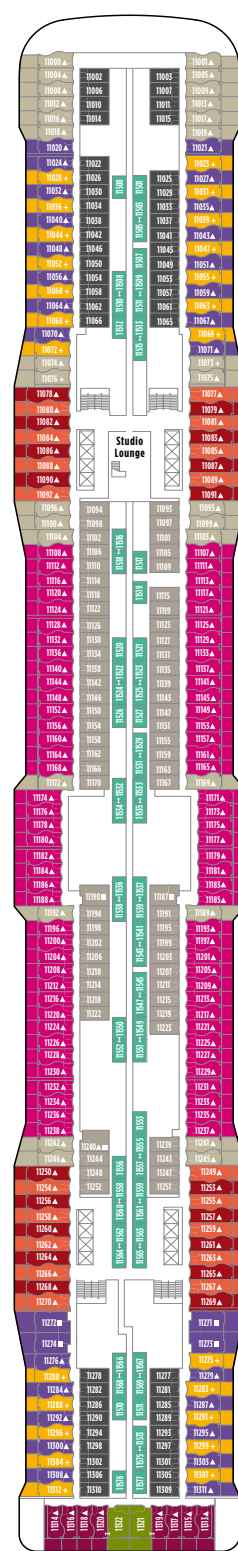
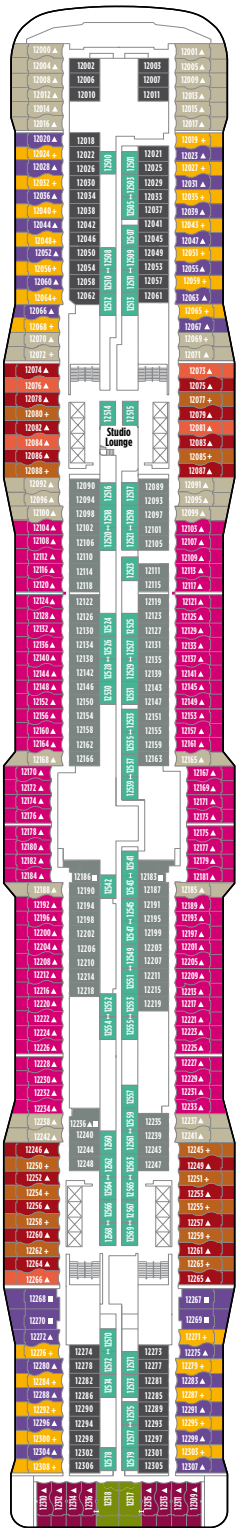
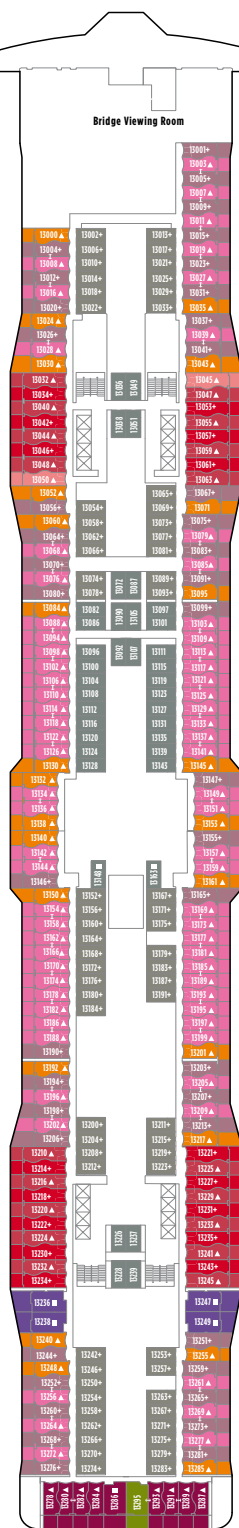
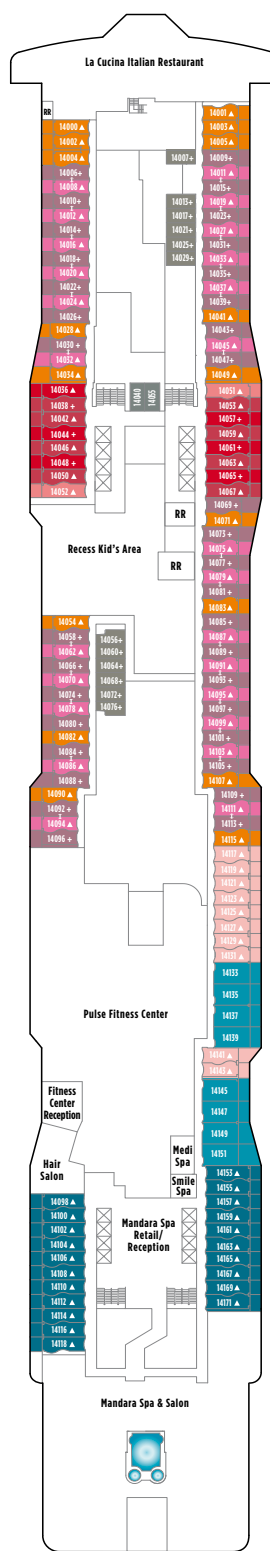
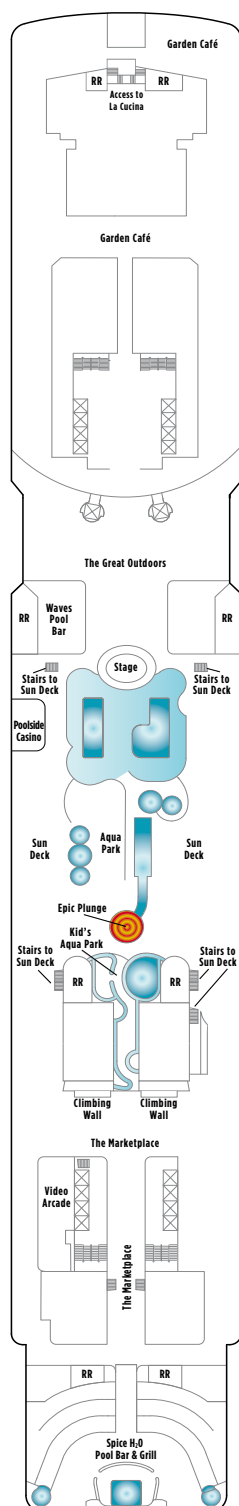
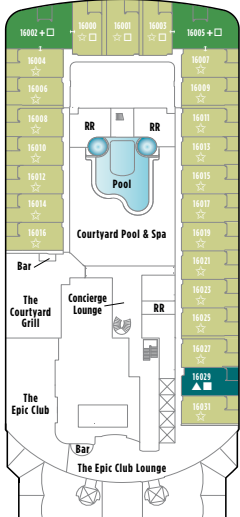
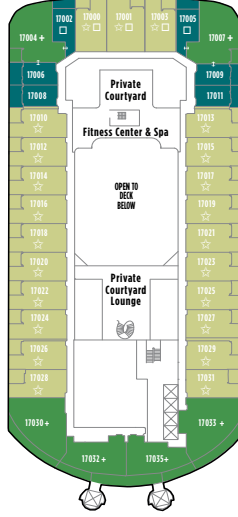
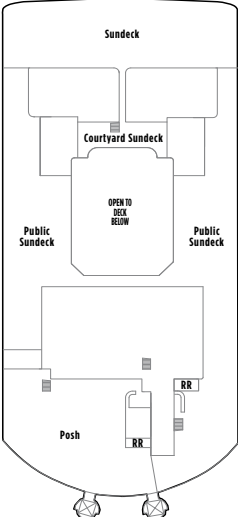
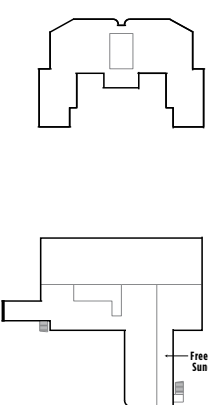
For instructions see the inside front cover.



Norwegian Epic

Deck plans and information subject to change.
FOR FURTHER INFORMATION ON OUR FLEET SEE PAGES 64-77

- SYMBOLS**
- With facilities for the disabled
 - ↔ Connecting staterooms
 - ▲ 3rd guest occupancy avail.
 - + 3rd/4th guest occupancy avail.
 - ★ 3rd/4th/5th guest occupancy avail.
 - ☆ Up to 6th guest occupancy avail.
 - Enclosed balcony
 - × Elevator
 - RR Restroom



Deck 19 Deck 18 Deck 17 Deck 16 Deck 15 Deck 14 Deck 13 Deck 12 Deck 11 Deck 10

Norwegian Epic

Deck plans and information subject to change.

FOR FURTHER INFORMATION ON OUR FLEET SEE PAGES 64-77

SYMBOLS

- With facilities for the disabled
- ↔ Connecting staterooms
- ▲ 3rd guest occupancy avail.
- + 3rd/4th guest occupancy avail.
- ★ 3rd/4th/5th guest occupancy avail.
- ☆ Up to 6th guest occupancy avail.
- ✕ Elevator
- RR Restroom

- Indicates stateroom categories that can accommodate three or more guests.

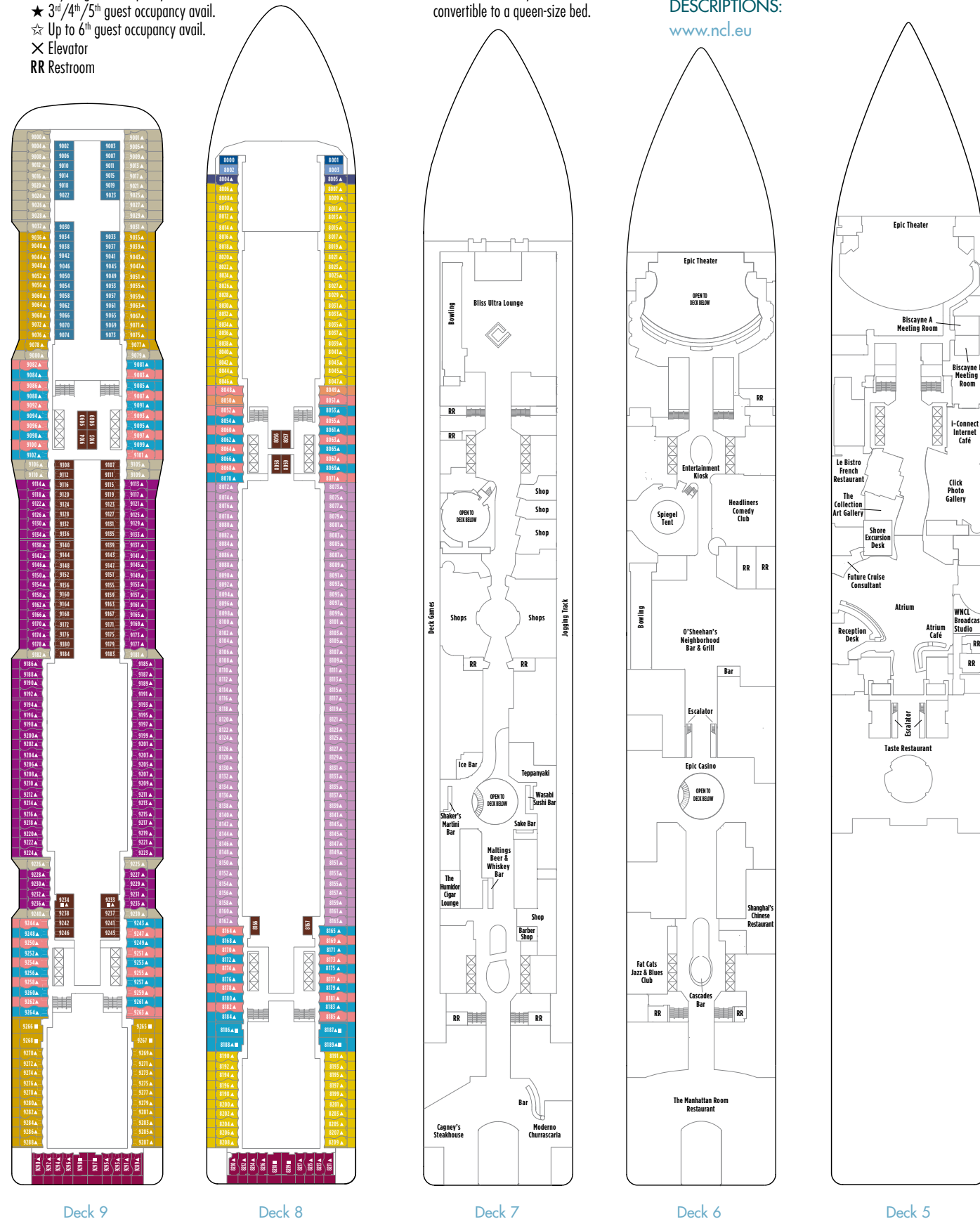
STATEROOM FEATURES

All staterooms aboard Norwegian Epic have a phone, TV, air conditioning, refrigerator*, safe, duvet, bathroom with shower and hair dryer. All lower beds are convertible to a queen-size bed.

Quoted stateroom sizes include balconies where applicable.
*Not available in Studios, category T1.

DETAILED CATEGORY DESCRIPTIONS:

www.ncl.eu



Réservez votre croisière sur www.croisiere-club.com

DELUXE OWNER'S SUITES

S2 Bedroom with king-size bed, bathroom with whirlpool tub & separate shower, living room with dining area, balcony (some suites with enclosed balcony with sliding glass doors). Butler service and concierge available. Size approx. 79 m²; max. occupancy 4 guests

COURTYARD VILLAS & COURTYARD PENTHOUSES

S4 (Family Courtyard Villas) Two separate bedrooms, one with queen-size bed, two bathrooms (one with tub & separate shower), living room with dining area, balcony (some suites with enclosed balcony with sliding glass doors). Butler service and concierge available. Size approx. 47 m²; max. occupancy 6 guests

S5 (Courtyard Penthouses) Round queen-size bed, balcony (some suites with enclosed balcony with sliding glass doors). Butler service and concierge available. Size approx. 30 m²; max. occupancy 2 guests

SPA SUITES & PENTHOUSES

S9 (Spa Suites) Round queen-size bed, hot tub, balcony, complimentary access to the exclusive thermal spa suites. Butler service and concierge available. Size approx. 30 m²; max. occupancy 2 guests

S6 (Penthouses) Round queen-size bed, balcony. Butler service and concierge available. Size approx. 30 m²; max. occupancy 2 guests

MINI SUITES

M9 (Spa Mini Suites) Two lower beds, sitting area, balcony, complimentary access to the exclusive thermal spa suites. Size approx. 23 m²; max. occupancy 3 guests

M2 **M3** **M4** **MA** **MB** **MC** **MD** (M2-M4=Family Mini Suites) Two lower beds, sitting area, balcony. Size approx. 23 m²; max. occupancy M2, M4 4 guests, M3, MA-MD 3 guests

BALCONY STATEROOMS

B9 (Spa Balcony Staterooms) Two lower beds, sitting area, balcony, complimentary access to the exclusive thermal spa suites. Size approx. 20 m²; max. occupancy 3 guests

B1 **B2** **B3** **B4** **B5** **B6** **BA** **BB** **BC** **BD** **BE** **BF** (B2-B5=Family Balcony Staterooms) Two lower beds, sitting area, balcony (B1 is aft-facing; B6 has a larger balcony). Size approx. 20 m²; max. occupancy B2, B5 4 guests, B1, B3, B4, B6, BA-BF 3 guests

INSIDE STATEROOMS & STUDIOS

I1 **IA** **IB** **IC** **ID** **IE** **IF** (I1=Family Inside Staterooms) Two lower beds. Size approx. 12 m²; max. occupancy I1 4 guests, IA-IF 2 guests

T1 (Studios) Designed especially for solo travellers: two lower beds, window to corridor (with one-way glass and shade), exclusive access to the Studio Lounge with bar service. Size approx. 9 m²; max. occupancy 2 guests