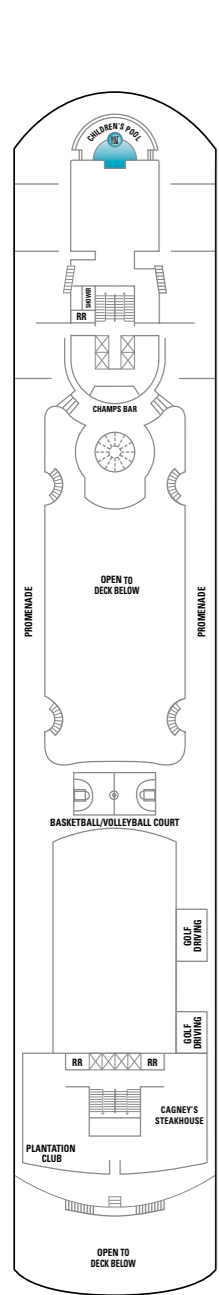


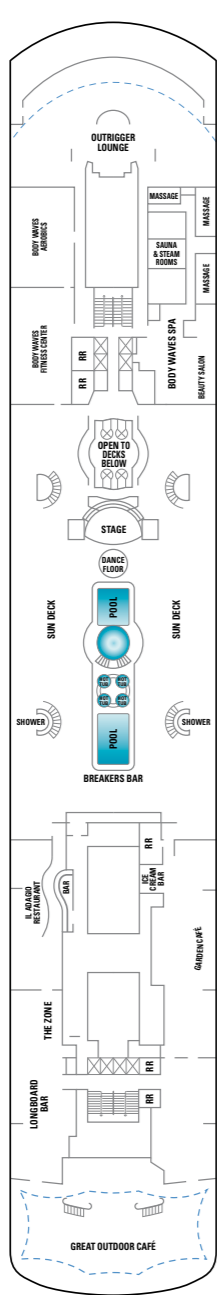
# Norwegian Sky

Deck plans and information subject to change.


FOR FURTHER INFORMATION ON OUR FLEET SEE PAGES 64-77




Deck 12




Deck 11



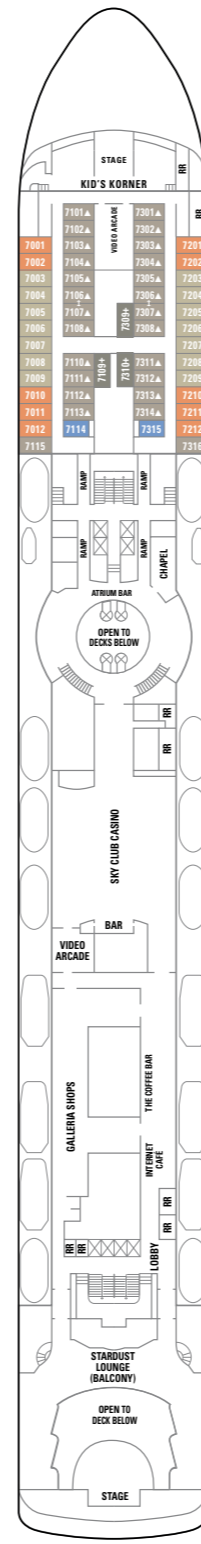
Deck 10




Deck 9



Deck 8

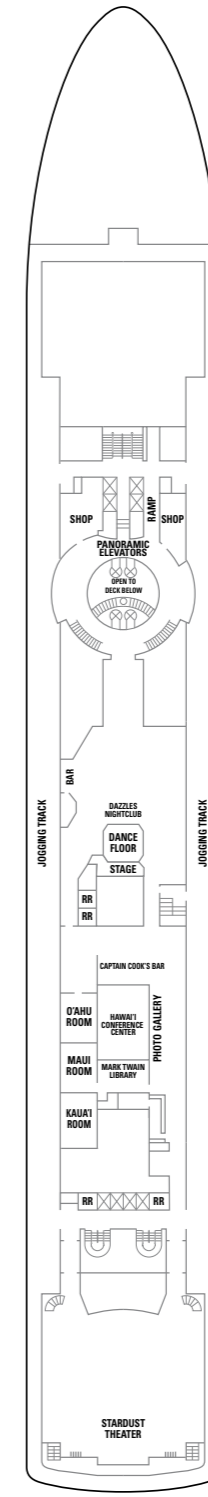


Deck 7

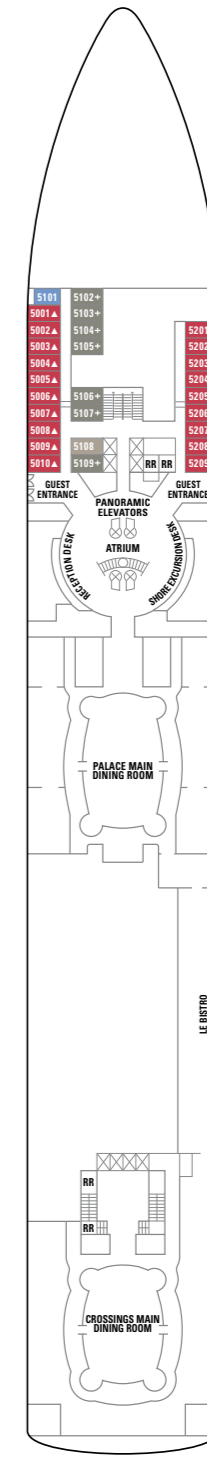


No elevator access to this deck.


Deck 6A



Deck 6



Deck 5



Deck 4

- SYMBOLS**
- With facilities for the disabled
  - ↔ Connecting staterooms
  - ▲ 3<sup>rd</sup> guest occupancy avail.
  - + 3<sup>rd</sup>/4<sup>th</sup> guest occupancy avail.
  - ★ 3<sup>rd</sup>/4<sup>th</sup>/5<sup>th</sup> guest occupancy avail.
  - × Elevator
  - RR Restroom
  - Equipped for the hearing-impaired

**STATEROOM FEATURES**  
All staterooms aboard Norwegian Sky have a phone, TV, air conditioning, refrigerator, safe, duvet, bathroom with shower and hair dryer. Most lower beds are convertible to a queen-size bed. Quoted stateroom sizes include balconies where applicable.



**OWNER'S SUITES**

**SB** Bedroom with queen-size bed, bathroom with whirlpool tub & separate shower, walk-in wardrobe, living room with dining area, balcony with hot tub. Butler service and concierge available. Size approx. 77.5 m<sup>2</sup>; max. occupancy 5 guests



**PENTHOUSES**

**SE SF SG** Queen-size bed, living & dining area, balcony. Butler service and concierge available. Size SE approx. 52-54.5 m<sup>2</sup>, SF approx. 52 m<sup>2</sup>, SG approx. 19 m<sup>2</sup>; max. occupancy SE 4 guests, SF 5 guests, SG 3 guests




**BALCONY STATEROOMS**

**B1 B3 BA BB BC** (B3=Family Balcony Staterooms) Two lower beds, sitting area, balcony. Size approx. 19 m<sup>2</sup>; max. occupancy 3 guests



**OCEANVIEW STATEROOMS**

**O1 OA OB** (O1=Family Oceanview Staterooms) Two lower beds, sitting area, picture window, OB partly without elevator access. Size approx. 14 m<sup>2</sup>; max. occupancy O1 5 guests, OA, OB 3 guests  
**O2 OF OG OH OI OJ** (O2=Family Oceanview Staterooms) Two lower beds, sitting area, porthole, OH partly without elevator access. Size approx. 14 m<sup>2</sup>; max. occupancy O2 4 guests, OF-OJ 3 guests



**INSIDE STATEROOMS**

**I1 IA IB** (I1=Family Inside Staterooms) Two lower beds, sitting area in most staterooms, IB partly without elevator access. Size approx. 13.5 m<sup>2</sup>; max. occupancy I1, IA 4 guests, IB 3 guests  
**IC ID IF** Two lower beds. Size approx. 11 m<sup>2</sup>; max. occupancy IC, ID 2 guests, IF 4 guests

**DETAILED CATEGORY DESCRIPTIONS:**  
[www.ncl.eu](http://www.ncl.eu)

○ Indicates stateroom categories that can accommodate three or more guests.